


ALIGNCRAFT

Automotive Products Inc.



Wheel Alignment Products



79 Clover Ridge Drive East






Ajax, Ont. L1S 1G8


1-800-361-3524


Email aligncraft@rogers.com

Fax 905-619-5225





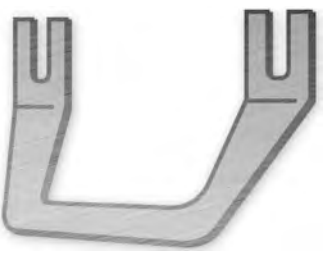
HEAVY DUTY TRUCK

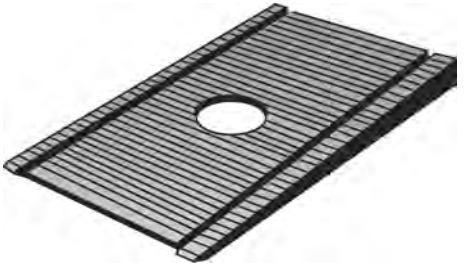
Part No.	Adjustment	Description and Application	Product Illustration
43-411 43-412 43-413	1/32" 1/16" 1/8"	HEAVY DUTY TRUCK TANDEM ALIGNMENT SHIM Peterbilt Air Leaf Adjustment Shim (12 Shims per package)	
43-415 43-416 43-417	1/32" 1/16" 1/8"	HEAVY DUTY TRUCK TANDEM ALIGNMENT SHIM 1990 & newer Freightliner "Single Slot" Adjustment Shim (12 Shims per package)	
43-421 43-422 43-423	1/32" 1/16" 1/8"	HEAVY DUTY TRUCK TANDEM ALIGNMENT SHIM Freightliner "Double Slot" Adjustment Shim (12 Shims per package)	
43-431 43-432 43-433	1/32" 1/16" 1/8"	HEAVY DUTY TRUCK TANDEM ALIGNMENT SHIM Volvo/White Adjustment Shim	
43-441 43-442 43-443	1/32" 1/16" 1/8"	HEAVY DUTY TRUCK TANDEM ALIGNMENT SHIM I.H.C. Torque Arm Adjustment Shim (12 Shims per package)	

Part No.	Description and Application	Product Illustration
43-447	HENDRICKSON ADJUSTABLE WALKING BEAM SHIM KIT (2) - 1/8" thick shims (1) - 1/16" thick shims (2) - 1/32" thick shims (5 Shims per package)	

Zinc Part No.	Aluminum Part No.	Degree	Description and Application	Product Illustration
43-2070 43-2071 43-2072 43-2073 43-2074 43-2075 43-2076 43-2077 43-2078	AL1070 AL1071 AL1072 AL1073 AL1074 AL1075 AL1076 AL1077 AL1078	0.5° 1° 1.5° 2° 2.5° 3° 3.5° 4° 5°	HEAVY DUTY TRUCK CASTER WEDGES 4" Width 6 1/2" Length (6 per package)	

HEAVY DUTY TRUCK

Part No.	Adjustment	Description and Application	Product Illustration
43-548 43-549 43-550 43-551 43-552 43-553 43-554	1/32" 1/16" 1/8" 1/4" 1/2" 3/4" 1"	HEAVY DUTY TRUCK TANDEM ALIGNMENT SPACERS Kenworth Air Guide "8 Bagger" Adjustment Spacers (6 Shims per package)	
43-621 43-622 43-623	1/32" 1/16" 1/8"	HEAVY DUTY TRUCK TANDEM ALIGNMENT SPACERS Freightliner Torque Arm Shims (12 Shims per package)	
43-641 43-642 43-643	1/32" 1/16" 1/8"	HEAVY DUTY TRUCK TANDEM ALIGNMENT SPACERS Peterbilt/Kenworth Tandem Axel Shims (12 Shims per package)	
43-645 43-646 43-647	1/32" 1/16" 1/8"	LOW AIR SUSPENSION THRUST ANGLE SHIM Peterbilt 2005 Kenworth 2006 (12 Shims per package)	
43-651 43-652 43-653	1/32" 1/16" 1/8"	HEAVY DUTY TRUCK TANDEM ALIGNMENT SPACERS International Torque Arm Shims (12 Shims per package)	

Part No.	Length	Degree	Description and Application	Product Illustration
43-951 43-952 43-953 43-954 43-955 43-956 43-957 43-958	5-3/4" 5-3/4" 5-3/4" 5-3/4" 5-3/4" 5-3/4" 5-3/4" 5-3/4"	1/2° 1° 1-1/2° 2° 2-1/2° 3° 3-1/2° 4°	UNI-WEDGE "3-in-1" HEAVY-DUTY ZINC ALLOY CASTER WEDGE Unique "Break-off" feature allows shim to cover spring widths of 4", 3 1/2" & 3" (6 Shims per package)	

PARTS

560 Series - Ford & Mazda Camber/Caster Adjustment Bushings

Make and Model	Year
Ford: E-150/250/350 Econoline Van	1992-13
Excursion RWD	2000-05
Explorer 2 W/D & 4 W/D	1990-94
Ranger 4 W/D	1990-97
Bronco II 2 W/D & 4 W/D	1989-90
F-150/F250/F350 2 W/D	1990-96
F250/350 Super Duty 2 W/D	1998-04
Mazda: Navajo 2 W/D & 4 W/D	1991-97
2 W/D & 4 W/D Pickup	1991-94




Part No.	Total Change 2 WD	Total Change 4 WD
560-O	0°	0°
560-D	1/2°	3/8°
560-E	3/4°	1/2°
560-F	1°	3/4°
560-G	1 1/2°	1°

Part No.	Total Change 2 WD	Total Change 4 WD
560-H	2°	1 1/2°
560-J	2 1/2°	2°
560-K	3°	2 1/2°
560-L	3 1/2°	3°

433 Series - Ford & Dodge Camber/Caster Adjustment Bushings

Make and Model	Year
Ford: Excursion 4WD	2000-05
F-150 & F-250 4 W/D Pickups	1980-96
F-350 4 W/D Pickups	1980-96
F-250/350/450/550 Super Duty	1998-05
Dodge: Ram HD 2500 & 3500 Pickup	1994-99

Part No.	Total Change	Part No.	Total Change
433-O	0°	433-H	2°
433-F	1°	433-J	2 1/2°
433-G	1 1/2°	433-K	2 3/4°



PARTS

Adjustable Light Truck Bushings

These double acting, fully adjustable bushings are capable of adjustments up to 2 3/4° both positive and negative.

532 - Ford & Dodge Camber/Caster Bushing

Part No. 532	
Make and Model	Year
F-150 & F-250 4 W/D Pickups	1980-96
F-350 4 W/D Pickups	1980-96
F-250/350 Super Duty 4 W/D	1998-05
Ford Bronco Full Size 4 W/D	1980-96
Dodge Ram HD 2500 & 3500 Pickup	1994-99




535 - Ford Camber/Caster Adjustment Bushing

Part No. 535	
Make and Model	Year
Ford Bronco II	1985-89
Ford Ranger 4X4	1983-91



594 - Ford & Mazda Camber/Caster Adjustment Bushing

Part No. 594	
Make and Model	Year
E-150/250/350 Econoline Van	1992-13
Explorer 2 W/D & 4 W/D	1990-94
Ranger 4 W/D	1990-97
Bronco II 2 W/D & 4 W/D	1989-90
Ford F-150/F250/F350 2 W/D	1990-96
Ford F250/350/450 Super Duty 2 W/D	1998-04
Mazda Navajo 2 W/D & 4 W/D	1991-94
Mazda 2 W/D & 4 W/D Pickup	1991-97



Tech Tip: Some Ford trucks come from the factory with an offset bushing already installed. Not all these bushings are clearly marked. By installing a 0° bushing first, you eliminate math errors when calculating the proper adjustment needed.


SPECIAL TOOLS

7-8926-Ford Explorer & Mercury Mountaineer Caster/Camber Adjusting Tool

For 2002 & newer models with new design suspension

This tool allows you to slide the upper control arm in a positive or negative direction when adjusting camber/caster while maintaining live alignment reading.

- Heavy duty construction
- Easy installation



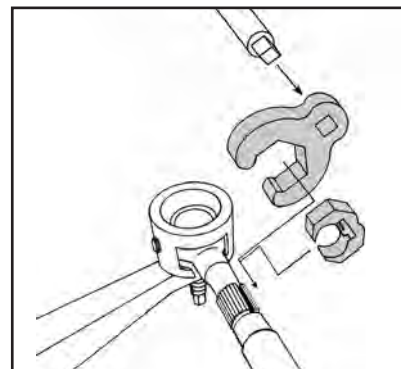
IMPORTANT: Prior to checking alignment readings, ride height must be checked and reset if necessary. Refer to shop service manual for proper procedure.

7-7200 - Chrysler "LH" Models Toe Adjusting Tool Set

"A Simple Solution to a difficult problem"

This tool set enables the technician to easily reach (and break loose) the tie rod jam nuts while the entire assembly is held stable.

Make and Model	Year	Set Contains
Chrysler: Concord, New Yorker, LHS	1998 - Newer	7-7201 Tie Rod Sleeve Adjuster
Dodge: Intrepid	1998 - Newer	7-7102 Stabilizer
Eagle: Vision	1998 - Newer	7-7203 Adjusting Wrench



7-7870 - Taurus/Sable Ball Joint Adapter Set

Make & Model	Year	Make & Model	Year
Ford: Taurus	1996-04	Mercury: Sable	1996-04

Description

- Unique Design Easily Removes and Installs Even the Most Stubborn Ball Joints
- Fits Most Popular Model "C" Clamp Style Ball Joint Press Tools



7-7880A - Ball Joint Removal & Installation Adapter Set

Unique design easily removes and installs even the most stubborn ball joints.

Fits most popular model "C" clamp style ball joint service tools.

Works with 41-232 Ball Joint (Page TBD)



7-7301 - Universal Inner Tie Rod Socket (Between 26mm and 42mm)

- Universal inner tie rod sockets unique design allows fast and easy replacement of inner tie rod end without removing the rack and pinion
- Fits domestic and foreign vehicles with inner tie rods up to 42mm outer diameter
- Adjusts to fit all styles of inner tie rods (round, square, flat or hex) without slipping!



SPECIAL TOOLS

7-8923 - GM "W" Body Rear Toe Adjusting Tool

Allows easy adjustment of factory rear toe system on 1990 and newer Buick Regal, Chevrolet Lumina, Olds Cutlass Supreme, Pontiac Grand Prix, & 1995 Chev Monte Carlo.



7-8925 - Heavy Duty Camber Tool

Allows both camber and caster adjustments on 1993 and newer Camaro and Firebird



Tie Rod Adjusting Tools

7-7095 Compact Cars - 3/4" Sleeves

7-7096 Standard Cars - 7/8" Sleeves

7-7097 Light Trucks - 1 1/8" Sleeves



Rotary Files

High quality rotary files are ideal for elongating strut holes etc. May be used with 1/4" or 3/8" electric or air drill.

7-4510 1/4" Rotary File

7-4511 3/8" Rotary File

7-4512 5/8" Rotary File

7-4513 Set of 3



Taurus/Sable Wagon Rear Toe Tools

These specially designed tools fit the OE rear toe adjusters of all 1986 and newer Taurus/Sable station wagons.

7-9065 Taurus/Sable station wagons 1986-1995

7-9066 Taurus/Sable station wagons and Lincoln Continental 1996 - Newer



Mini Van & SUV's Alignment Wrenches

7-7414 13/16" Hex wrench
Ford Aerostar 1985 - Newer

7-7534 22mm Hex wrench
Astro & Safari 2WD & AWD 1990 - Newer

7-7829 21 mm Hex wrench
Ford Explorer 4x4 1995 & Newer
Ford F-150 4x4 & 4x2, Expedition 1997 & Newer
4x4 & 4x2, Navigator 4x4 & 4x2 1997 & Newer
GM Savana & Express 1997 & Newer



SPECIAL TOOLS


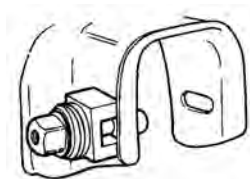
7-2288 - GM Truck Upper Control Arm Knock Out Plug Remover

The 7-2288 allows these control arm plugs to be removed without the tool rotating during use!

This New design should be used on

GM: 4x4 & 4x2 - 1/2, 3/4, and 1 ton vehicles (1989 & Newer)

Chevrolet/GMC: Astro Van and Safari Vans (1989 & Newer)



7-2300 - Camber-Kwik Change Gauge!

Every shop should have the Camber-Kwik gauge for fast and easy adjustments. Just snap the magnetic head onto the spindle or rotor for quick camber adjustments up to $\pm 3\frac{1}{2}^\circ$

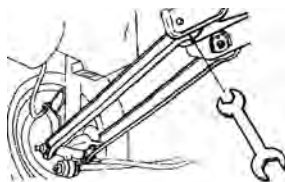


7-9200 - Rear Toe Adjusting Tool

For adjustment of rear toe bushings

Ford/Mercury:

Taurus/Sable & Tempo/Topaz Sedans
(1986 & Newer)



7-7100 - Front Toe Adjusting Tool Set

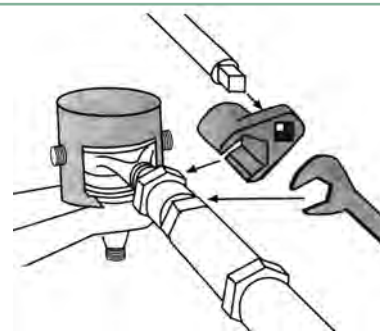
A simple solution to a difficult problem. This tool set enables the technician to easily reach (and break loose) the tie rod jam nuts while the entire assembly is held stable.

Chrysler: CHRYSLER "LH" MODELS - Concord & New Yorker LHS (1994-98)

Dodge: Intrepid (1994-98)

Eagle: Vision (1994-98)

(Kit Includes: Socket, stabilizer & adjusting wrench)


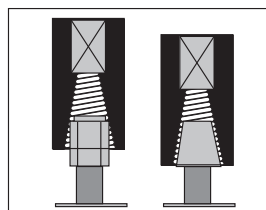


7-2400 - Wheel Lug Nut Remover (set)

Passenger & Light Truck

A simple, effective method for removing wheel lug nuts when the key is not available. Also removes damaged lug nuts.

Tapered left-hand threads grip tapered or straight lug nuts



SPECIAL TOOLS

7-6084 - Pitman Arm Adjusting Tool

- Fits 1-7/16" diameter adjusting sleeves
- Permits 360° rotation of pitman arm even where space is limited
- 1/2" square drive for ratchet or breaker bar
- For use on 3/4 and 1 ton trucks, including Ford Super Duty



7-6274 - Tie Rod Adjusting Tool

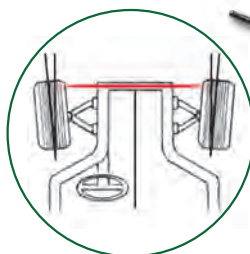
- Fits 1 13/16" diameter adjusting sleeves
- Permits 360° rotation of adjusting sleeve even where space is limited
- 1/2" square drive for ratchet or breaker bar
- For use on 3/4 and 1 ton trucks, including Ford Super Duty



99918 - Wheel Spreader

Take the play out of front wheels during alignment! Place this spring-loaded pressure bar between the tires to assure a more accurate alignment.

A must for Mercedes vehicles.



7-7800 - Ball Joint Adapter Set Honda/Acura/Cirrus



7-343 - Full Contact/Dual Angle Rear Shim Tab Cutting Tool

This cutting tool is designed to easily remove the tabs from our rear wheel full contact/dual angle shims. Removes only those you need removed - Works well on shim series 6000, 6500 and 6700.



7-7950A - GM Truck Bushing Adapter Set

This adapter set is designed for easy removal of O.E. control arm bushing and installation of offset camber bushings

GMC & Chevrolet: 1/2 & 3/4 ton 4W/D and 2W/D - 2000-05



INDUSTRIAL GRADE LED WORK LIGHTS

LED Ruff Lites

The new generation of LEDs found in our Ruff light makes the light brighter than a 13 watt fluorescent and matches the light pattern of a fluorescent.

This LED Ruff light has our standard chemical and scratch resistant outer tube. As with all Aligncraft products, a full compliment of replacement parts are available.

Features:

- Three large octagonal shaped bumpers provide impact protection to the fixture and helps prevent the unit from rolling when it is laid down
- Covered on-off switch in the handle
- CUL approved
- Adjustable steel hook
- Oil resistant all weather cord
- Made in North America



Model	Description	
3613-4074LED	40' cord reel	
1113-2572LED	25' cord	
1113-5029LED	50' cord	

POWER SUPPLY REELS



2200-3000 - Power Supply Reel

- 40 ft. 12/3 SJTW Cord
- 15 Amps.
- CUL Approved
- Circuit breaker located in the triple outlet protects the reel from being overloaded
- Reel housing is made of a special blend of plastics that is tougher than polycarbonate
- Plastic reel components have a VO fire rating (unable to sustain a flame)

2630-3000 - Power Supply Reel

- 30 ft. 16-3SJT Cord
- 10 Amp rated triple outlet with circuit breaker
- CSA Listed





ALIGNCRAFT
Automotive Products Inc.

79 Clover Ridge Drive East,
Ajax, Ontario L1S 1G8

Phone 1-800-361-3524
Fax 905-619-5225
Email aligncraft@rogers.com

Distributed By